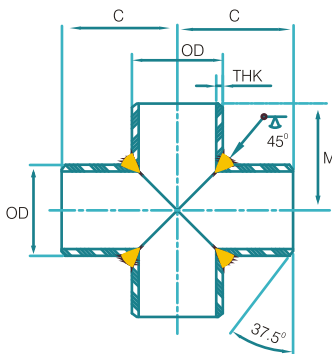
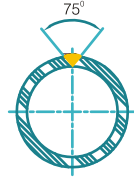
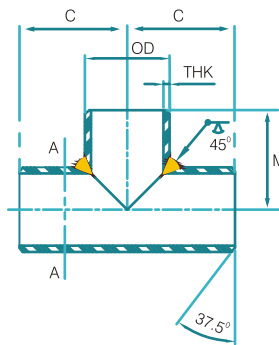


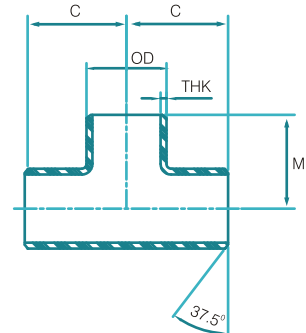
Equal Tee & Cross



WELDED CROSS



WELDED TEE



SEAMLESS TEE

Inches	NB	OD	SCH5		SCH10		SCH20		SCH30		STD		SCH40		SCH80	
			THK	FORMS	THK	FORMS	THK	FORMS	THK	FORMS	THK	FORMS	THK	FORMS	THK	FORMS
1/2	15NB	21.30	1.65	s/w	2.11	s/w	-	-	2.41	s/w	2.77	s/w	2.77	s/w	3.73	s/w
3/4	20NB	26.70	1.65	s/w	2.11	s/w	-	-	2.41	s/w	2.87	s/w	2.87	s/w	3.91	s/w
1	25NB	33.40	1.65	s/w	2.77	s/w	-	-	2.9	s/w	3.38	s/w	3.38	s/w	4.55	s/w
1 1/4	32NB	42.20	1.65	s/w	2.77	s/w	-	-	2.97	s/w	3.56	s/w	3.56	s/w	4.85	s/w
1 1/2	40NB	48.30	1.65	s/w	2.77	s/w	-	-	3.18	s/w	3.68	s/w	3.68	s/w	5.08	s/w
2	50NB	60.30	1.65	s/w	2.77	s/w	-	-	3.18	s/w	3.91	s/w	3.91	s/w	5.54	s/w
2 1/2	65NB	73.00	2.11	s/w	3.05	s/w	-	-	4.78	s/w	5.16	s/w	5.16	s/w	7.01	s/w
3	80NB	88.90	2.11	s/w	3.05	s/w	-	-	4.78	s/w	5.49	s/w	5.49	s/w	7.62	s/w
3 1/2	90NB	101.60	2.11	s/w	3.05	s/w	-	-	4.78	s/w	5.74	s/w	5.74	s/w	8.08	s/w
4	100NB	114.30	2.11	s/w	3.05	s/w	-	-	4.78	s/w	6.02	s/w	6.02	s/w	8.56	s/w
5	125NB	141.30	2.77	w	3.40	w	-	-	-	-	6.55	w	6.55	w	9.53	w
6	150NB	168.30	2.77	w	3.40	w	-	-	-	-	7.11	w	7.11	w	10.97	w
8	200NB	219.10	2.77	w	3.76	w	6.35	w	7.04	w	8.18	w	8.18	w	12.70	w
10	250NB	273.00	3.40	w	4.19	w	6.35	w	7.80	w	9.27	w	9.27	w	15.09	w
12	300NB	323.80	3.96	w	4.57	w	6.35	w	8.38	w	9.53	w	10.31	w	17.48	w
14	350NB	355.60	3.96	w	6.35	w	7.92	w	9.53	w	9.53	w	11.13	w	19.05	w
16	400NB	406.40	4.19	w	6.35	w	7.92	w	9.53	w	9.53	w	12.7	w	21.44	w
18	450NB	457.00	4.19	w	6.35	w	7.92	w	11.13	w	9.53	w	14.27	w	23.83	w
20	500NB	508.00	4.78	w	6.35	w	9.53	w	12.70	w	9.53	w	15.09	w	26.19	w
22	550NB	559.00	4.78	w	6.35	w	9.53	w	12.70	w	9.53	w	-	-	28.58	w
24	600NB	610.00	5.54	w	6.35	w	9.53	w	14.27	w	9.53	w	17.48	w	30.96	w

S-Seamless ; W-Welded
 Applicable for pipes with BUTT weld ends only.
 Welded Construction available in either ERW construction (or) Fabricated Construction.

Note: Ref.Standard ASME B16.9.2003